

An analysis of the Protocol for Hierarchically Based Leach

Sasmita Sahoo
Raajdhani Engineering College, Bhubaneswar
sasmita.sahoo@rec.ac.in

Abstract

The sensor hubs in WSN are limited in their ability to transmit, prepare, and store energy, as well as in how much of it they can store. In order to maintain the system's courses, steering conventions for remote sensor systems must ensure reliable multi-jump correspondence in these circumstances. One of the main issues with remote sensor systems is system life. Every hub in a sensor arrangement has a unique vitality, and some of that vitality is lost with each communication throughout the system. The design of rules and guidelines for sensor systems must prioritize reducing energy dispersion and increasing system longevity. We are demonstrating a modification to the LEACH convention in this study to improve the system life.

Keyword: *Network, Life Time, Leach Protocol, Cluster head, energy consumption.*

1. Introduction

Remote Sensor Networks have risen as a vital region in remote innovation. Within a brief span of time, the remote sensor systems are required to comprise of many economical hubs, each one having sensing ability with restricted computational force [2] which empowers us to send an expansive scale sensor system.

A remote system comprises of small gadgets which screen physical or ecological conditions, for example, temperature, weight, movement or poisons at distinctive territories. Such sensor systems are relied upon to be generally conveyed in an

incomprehensible mixture of situations for business, civil, and military applications such as surveillance, vehicle following, atmosphere and environment observing, insights, therapeutic, and acoustic information gathering.

This proposed work exhibits an element model of remote sensor systems (Wsns) and its requisition to sensor hub shortcoming identification. Repetitive neural systems (Nns) are utilized to model a sensor hub. Utilization of NN gives high correctness and information conglomeration diminishes memory overhead. The model is focused around another structure of a back engendering sort NN. It builds the life time of the sensor hubs.

2. Network Characteristics

As contrasted with the customary remote correspondence systems, for example, versatile specially appointed system (MANET) and cell frameworks, remote sensor systems [1] have the accompanying one of a kind qualities and demands:

(i) Dense sensor node deployment

Sensor hubs are generally thickly sent and might be a few requests of extent higher than that in a MANET.

(ii) Battery-powered sensor nodes

Sensor hubs are generally controlled by battery and are sent in a barbarous environment where it is extremely hard to change or energize the batteries.

(iii) Severe energy, computation, and storage constraints

Sensors hubs are having exceptionally restricted vitality, processing, and stockpiling abilities.

(iv) Self-configurable

Sensor nodes are usually randomly deployed and autonomously configure themselves into a communication network.

(v) Unreliable sensor nodes

Since sensor hubs are inclined to physical harms or disappointments because of its organization in barbarous or nature.

(vi) Data Redundancy

In most sensor system requisition, sensor hubs are thickly sent in a locale of investment and team up to finish a typical sensing errand. Along these lines, the information sensed by different sensor hubs regularly has a certain level of relationship or excess.

(vii) Application specific

A sensor system is typically outlined and sent for a particular requisition. The outline prerequisites of a sensor system change with its requisition.

(viii) Many-to-one traffic pattern

In many sensors system applications, the data sensed by sensor hubs stream from various source sensor hubs to a specific sink, displaying a lot of people to-one activity design.

(ix) Frequent topology change

System topology changes every now and again because of the hub disappointments, harm, expansion, vitality consumption, or channel blurring.

Table: Routing Protocols for WSNs

	Representative Protocols
Location-based Protocols	MECN, SMECN, GAF, GEAR, Span, TBF, BVGF, GeRaF
Data-centric Protocols	SPIN, Directed Diffusion, Rumor Routing, COUGAR, ACQUIRE, EAD, Information-Directed Routing, Gradient-Based Routing, Energy-aware Routing, Information-directed Routing, Quorum-Based Information Dissemination, Home Agent Based Information Dissemination
Hierarchical Protocols	LEACH, PEGASIS, HEED, TEEN, APTEEN
Mobility-based Protocols	SEAD, TTDD, Joint Mobility and Routing, Data MULES, Dynamic Proxy Tree-Base Data Dissemination
Multipath-based Protocols	Sensor-Disjoint Multipath, Braided Multipath, N-to-1 Multipath Discovery
Heterogeneity based Protocols	IDSQ, CADR, CHR
QoS-based protocols	SAR, SPEED, Energy-aware routing

Here in all of these protocols, our LEACH protocol is based on hierarchical protocol.

3. Hierarchical Protocols

Numerous examination ventures in the last few years have investigated various leveled bunching in WSN from alternate points of view. Bunching is a vitality proficient correspondence convention that might be utilized by the sensors to report their sensed information to the sink. In this area, we depict an example of layered conventions in which a system is made out of a few clusters (or groups) of sensors. Each one bunch is overseen by a unique hub, called group head, which is responsible for arranging the information transmission exercises of all sensors in its cluster [4].

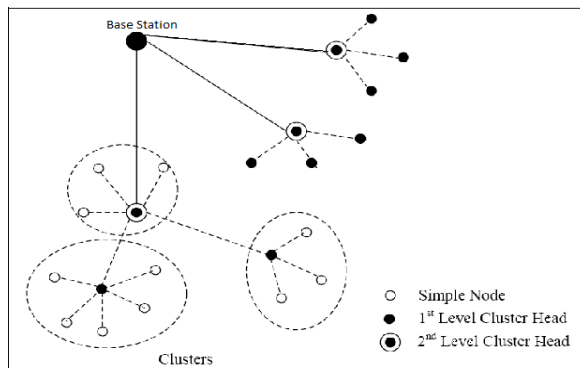


Figure 1: Cluster-based Hierarchical Model

As indicated in Figure, a progressive methodology breaks the system into bunched layers. Hubs are assembled into groups with a group head that has the obligation of directing from the bunch to the next group heads or base stations. Information go from a lower grouped layer to a higher one. In spite of the fact that, it jumps starting with one hub then onto the next, yet as it bounces starting with one layer then onto the next it blankets bigger separations. This moves the information speedier to the base station. Grouping gives intrinsic advancement competencies at the bunch heads. In this segment, we audit a specimen of progressive based directing conventions for WSNs.

4. Leach Protocol

It is a low energy adaptive clustering hierarchy protocol, which is very well known protocol because it is very simple and efficient [3].

LEACH partitions the entire system into a few groups & the run time of system is broken into numerous rounds. In each one adjust, the hubs in a group fight to be bunch head as per a predefined paradigm. Nonetheless, since CHs (Cluster Head) expend more vitality in conglomerating and steering information, it is essential to have a vitality productive component for CH's decision and pivot. In LEACH convention, all the sensor hubs have the same likelihood to be a group head, which makes the hubs in the system devour vitality in a moderately adjusted manner in order to draw out system. In this hubs are interconnected as bind to perform correspondence. This convention is isolated into rounds. Each one round comprises of two stages;

Setup Phase	Steady Phase
(1) Advertisement Phase	(1) Schedule Creation
(2) Cluster Set-up Phase	(2) Data

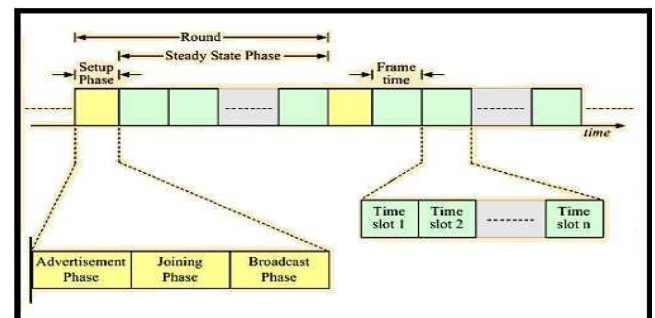


Figure 2: Showing Different Phases In the Leach Protocol

LEACH is totally circulated and obliges no worldwide information of system. It lessens vitality utilization by

- Minimizing the correspondence cost in the middle of sensors and their bunch heads.
- Turning off non-head hubs however much as could be expected.

LEACH [5] utilization single-bounce directing where every hub can transmit straightforwardly to the bunch head and the sink. Along these lines, it is not appropriate to systems conveyed in expansive districts. Besides, the thought of element grouping brings additional overhead, e.g. Head changes, ads and so forth, which may reduce the increase in vitality utilization. While LEACH helps the sensors inside their group disseminate their vitality gradually, the CHs expend a bigger measure of vitality when they are spotted more remote far from the sink.

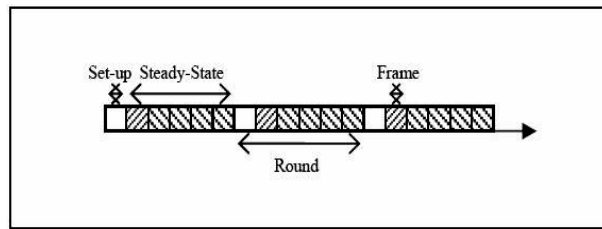


Figure3: Showing Single Set-up Phase

Likewise, LEACH bunching ends in a limited number of cycles, yet does not ensure great CH dispersion and expect uniform vitality utilization for CHs.

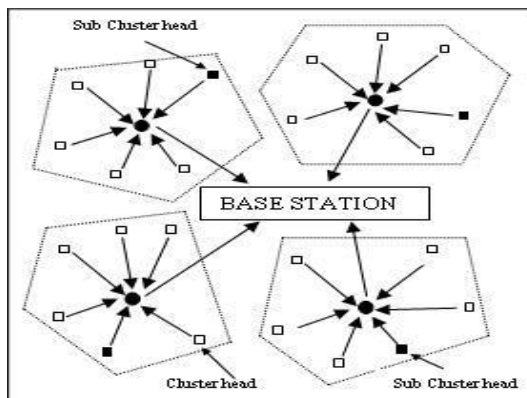


Figure4: Base Station with Cluster Heads

5. Related Work in LEACH

(i) LEACH-Centralized (LEACH-C)

Leach-C[6] utilizes an incorporated bunching calculation and same relentless state convention. Throughout the set-up period of LEACH-C, every hub sends data about present area and vitality level to base station (BS). The BS will focus groups, CH hub and non-CH hubs of each one group. The BS uses its worldwide data of the system to create better bunches that require less vitality for information transmission. The amount of CHs in each one round of LEACH-C equivalents a decided beforehand ideal quality, although for LEACH the amount of CHs differs from round because of the absence of worldwide coordination among hubs.

(ii) Enhanced Low-Energy Adaptive Clustering Hierarchy (E-LEACH)

E-LEACH further enhanced LEACH in two significant viewpoints [7]. E-LEACH proposes a group head determination calculation for sensor arranges that have non-uniform beginning vitality level among the sensors. In any case, this calculation expects that sensors have worldwide data about different sensors remaining vitality. E-LEACH additionally verifies that, under specific suppositions, the obliged number of group heads need to scale as the square foundation of the aggregate number of sensor hubs to minimize the aggregate vitality utilization. Different parts of E-LEACH are the same as LEACH.

(iii) Multi-hop LEACH (M-LEACH)

M-LEACH [8] changes LEACH permitting sensor hubs to utilize multi-jump correspondence inside the group so as to expand the vitality productivity of the convention. Different works characterize extraordinary hubs (called portals) that can send the data created inside the group specifically to the sink. This work broadens the current results by permitting multi-jump between bunch correspondence in scanty Wsns in which the immediate correspondence between CHs or the sink is unrealistic because of the separation between them. Along these lines, the principle advancement of the result proposed here is that the multi-bounce methodology is taken after inside the group (messages from sensor hubs to the CH) and outside the bunch (from CHs to the sink utilizing middle sensor hubs). CHs can additionally perform information combination to the information accept, permitting a decrease in the aggregate transmitted and sent information in the system.

(iv) LEACH with Fixed Cluster (LEACH-F)

LEACH-F [9] is the further advancement of LEACH, which is focused around groups that are shaped once and afterward altered. At that point, the group head position pivots among the hubs inside the bunch. The point of interest with this is that, once the bunches are shaped, there is no situated up overhead at the start of each one round. To choose bunches, LEACH-F utilizes the same concentrated bunch arrangement calculation as LEACH-C. The altered groups in LEACH-F don't permit new hubs to be added to the

framework and don't modify their conduct focused around hubs kicking the bucket.

(v) Power-Efficient Gathering in Sensor Information Systems (PEGASIS)

PEGASIS [10] is an expansion of the LEACH convention, which rather framing various bunches, structures chains from sensor hubs so that every hub transmits and accepts from a neighbor and one and only hub is chosen from that fasten to transmit to the base station (sink). The information is accumulated and moves from hub to hub, totaled and in the end sent to the base station. The chain development is performed in an insatiable manner. Dissimilar to LEACH, PEGASIS dodges group arrangement and uses one and only hub in an affix to transmit to the BS (sink) as opposed to utilizing various hubs. A sensor transmits to its neighborhood neighbors in the information combination stage as opposed to sending straightforwardly to its CH as on account of LEACH. In PEGASIS directing convention, the development stage accepts that all the sensors have worldwide information about the system, especially, the positions of the sensors, and utilize a covetous methodology. Particularly, it begins with the uttermost sensor to sink to insurance that sensors more distant far from the sink have close neighbors. At the point when a sensor fizzles or bites the dust because of low battery control, the chain is built utilizing the same insatiable approach by bypassing the fizzled sensor. In each one adjust, a haphazardly picked sensor hub from the chain will transmit the collected information to the BS, in this way lessening the for every round vitality consumption contrasted with LEACH.

(vi) Hierarchical PEGASIS

A development to PEGASIS [11], called Hierarchical-PEGASIS was presented in with the target of diminishing the postponement caused for bundles throughout transmission to the BS. For this reason, synchronous transmissions of information are contemplated with a specific end goal to evade crashes through methodologies that consolidate sign coding and spatial transmissions. H-PEGASIS proposes an answer for the information gathering issue by considering vitality \times delay metric. To decrease the postponement in PEGASIS, concurrent transmissions of information messages are sought after. To evade impacts and conceivable indicator

impedance among the sensors, two methodologies have been researched. The primary methodology consolidates indicator coding, e.g. CDMA. In the second approach just spatially divided hubs are permitted to transmit in the meantime. The chain-based convention with CDMA fit hubs, builds a chain of hubs, that structures a tree like progression, and each one chose hub in a specific level transmits information to the hub in the upper level of the order. This technique guarantees information transmitting in parallel and decreases the postponement altogether. Such various leveled development has been demonstrated to perform superior to the standard PEGASIS conspire by an element of about 60.

(vii) Energy Balancing PEGASIS (EB-PEGASIS)

EBPEGASIS [12] is a vitality productive binding calculation in which a hub will consider normal separation of framed chain. On the off chance that the separation from closest hub to its upstream hub is longer than separation sift (the separation sift can acquire from normal separation of shaped chain), the closest hub is a "far hub". On the off chance that the closest hub joins the chain, it will rise a "long chain". In this condition, the "far hub" will look a closer hub on structured chain. Through this strategy, the new convention EB-PEGASIS can stay away from "long chain" adequately. EB-PEGASIS can ensure pretty nearly the same in devoured vitality of sensor hubs, and dodge the withering of a few hubs right on time than different hubs to draw out the lifetime of sensor systems. It spare vitality on sensors, as well as adjust the vitality utilization of all sensor hubs.

(viii) Threshold Sensitive Energy Efficient Sensor Network Protocol (TEEN)

TEEN [13] is a progressive bunching convention, which bunches sensors into groups with each one headed by a CH. The sensors inside a group report their sensed information to their CH. The CH sends collected information to larger amount CH until the information achieves the sink. In this manner, the sensor system construction modeling in TEEN [14] is focused around a progressive gathering where closer hubs structure groups and this procedure goes on the second level until the BS (sink) is arrived at. TEEN is valuable for applications where the clients can control an exchange off between vitality effectiveness, information precision, and reaction

time progressively. Teenager utilizes an information driven system with various leveled methodology. Youngster is a bunching correspondence convention that focuses on a sensitive system and empowers CHs to force a demand on when the sensor ought to report their sensed information. After the groups are shaped, the CH shows two edges to the hubs in particular (i) shard limit (HT), and (ii) delicate edge (ST). Hard limit is the base conceivable estimation of a property, past which a sensor ought to turn its transmitter ON to report its sensed information to its CH. When a hub faculties a quality at or past the hard edge, it transmits information just when the estimation of that trait changes by a sum equivalent to or more prominent than the delicate limit, which shows a little change in the estimation of the sensed characteristic and triggers a sensor to turn ON its transmitter and send its sensed information to the CH. As a result, delicate limit will further diminish the amount of transmissions for sensed information if there is practically no change in the estimation of sensed property. Hence, the sensors will send just sensed information that are of enthusiasm to the end client focused around the hard edge quality and the change as for the beforehand reported information, in this way yielding more vitality funds. One can modify both hard and delicate edge values keeping in mind the end goal to control the amount of bundle transmissions. Then again, both estimations of hard and delicate limits have an effect on TEEN. These qualities ought to be set deliberately to keep the sensors responsive by reporting sensed information to the sink.

(ix) Adaptive Threshold Sensitive Energy Efficient Sensor Network Protocol (APTEEN):

APTEEN [14] is a change to TEEN to conquer its weaknesses and goes for both catching intermittent information accumulations (LEACH) and responding to time-basic occasions (TEEN). Consequently, APTEEN is a cross breed grouping based directing convention that permits the sensor to send their sensed information intermittently and respond to any sudden change in the estimation of the sensed property by reporting the comparing qualities to their CHs. The building design of APTEEN is same as in TEEN, which utilizes the idea various leveled grouping for vitality productive correspondence between source sensors and the sink. At the point when the base station structures the groups, the CHs

telecast the traits, the hard and delicate limit values, and TDMA transmission timetable to all hubs, and a most extreme time interim between two progressive reports sent to a sensor, called tally time (TC). CHs additionally perform information accumulation to spare vitality. APTEEN helps three diverse inquiry sorts in particular (i) authentic question, to investigate past information values, (ii) one-time question, to take a preview perspective of the system; and (iii) determined questions, to screen an occasion for a time of time APTEEN assurances lower vitality dispersal and a bigger number of sensor alive.

(x) Hybrid, Energy-Efficient Distributed Clustering (HEED)

HEED [15] amplifies the fundamental plan of LEACH by utilizing remaining vitality and hub degree or thickness as a metric for group determination to attain force adjusting. It works in multi-bounce systems, utilizing a versatile transmission control within the bury grouping correspondence. Regard was proposed with four essential objectives to be specific (i) delaying system lifetime by disseminating vitality utilization, (ii) ending the grouping process inside a steady number of emphases, (iii) minimizing control overhead, and (iv) delivering overall disseminated CHs and conservative bunches. In HEED, the proposed calculation occasionally chooses CHs as per a combo of two bunching parameters. The essential parameter is their lingering vitality of every sensor hub (utilized within figuring likelihood of turning into a CH) and the optional parameter is the intra group correspondence cost as a capacity of bunch thickness or hub degree (i.e. number of neighbors). The essential parameter is utilized to probabilistically select a starting set of CHs while the optional parameter is utilized for breaking ties.

6. Conclusions

If there should be an occurrence of sensor systems vitality effectiveness is one of the principle challenges in the configuration of conventions for WSNs. A definitive target behind the convention outline is to keep the sensors working to the extent that this would be possible, accordingly expanding the system lifetime. In this paper we have reviewed and compressed late research works centered essentially on the vitality productive various leveled

group based steering conventions for Wsns. As this is a wide region, this paper has secured just few example of steering conventions. The conventions examined in this paper have individual points of interest and pitfalls. The proposed work will build the system lifetime with some keen group determination approach.

References

- [1] S. Madden, M.J. Franklin, J.M. Hellerstein, and W. Tag Hong, —A Tiny Aggregation Service for Ad-Hoc Sensor Networks| SIGOPS Operating System Review 96, SI (December 2002), pp. 131-146.
- [2] G.J. Pottle, and W.J. Kaiser, —Embedding the Internet: Wireless Integrated Network Sensors| Communication of the ACM 43, 5 [May2000], pp. 51-58.
- [3] A. Depedri, A. Zanella, R. Verdone, An energy efficient protocol for wireless sensor networks, in: Autonomous Intelligent Networks and Systems (AINS 2003), Menlo Park, CA, June 30–July 1, 2003.
- [4] W.Heinzelman, Application-specific protocol Architectures for wireless networks, Ph.D. thesis,Massachusetts Institute of Technology, 2000.
- [5] W. R. Heinzelman, A. P. Chandrakasan, H. Balakrishnan, An application-specific protocol architecture for wireless microsensor networks, IEEE Transactions on Wireless Communications 1 (4), pp.660–670, 2002.
- [6] G. Smaragdakis, I. Matta, A. Bestavros, SEP: A Stable Election Protocol for clustered heterogeneous wireless sensor networks, in: Second International Workshop on Sensor and Actor Network Protocols and Applications (SANPA 2004).
- [7] Q. Li, Z.Qingxin, and W. Mingwen, "Design of a distributed energy efficient clustering algorithm for heterogeneous wireless sensor networks," Computer Communications, vol. 29, pp. 2230-7, 2006.
- [8] M. Veyseh, B. Wei, and N. F. Mir, "An information management protocol to control routing and clustering in sensor networks," Journal of Computing and Information Technology, vol. 13, pp. 53-68, 2005.
- [9] S. Lindsey, C. Raghavendra, K.M. Sivalingam, Data gathering algorithms in sensor networks using energy metrics, IEEE Transactions on Parallel and Distributed Systems, vol. 13 (9), pp. 924–935, 2002.
- [10] H.O. Tan, I. Korpeoglu, Power efficient data gathering and aggregation in wireless sensor networks, Issue on Sensor Network Technology, ACM SIGMOD Record, Vol. 32, No.4, pp. 66–71, 2003.
- [11] A. Manjeshwar, Q. A. Zeng, D. P. Agarwal, An Analytical Model for Information Retrieval in Wireless IEEE Trans. Parallel and Distributed Systems, vol.13, no. 12, pp. 1290-1302, Dec. 2002.
- [12] N. Thepvilojanapong, Y. Tobe and K. Sezaki, HAR: Hierarchy-Based Anycast Routing Protocol for Wireless Sensor Networks,| Proc. IEEE Symposium on Applications and the Internet, Trento, Italy, pp. 204-212, 2005.
- [13] Y. H. Wang, C. H. Tsai and H. J. Mao, HMRP: Hierarchy-Based Multipath Routing Protocol for Wireless Sensor Networks|, Tamkang Journal of Science and Engineering, Vol. 9, No 3, pp. 255-264, 2006.
- [14] Y. Yang, H.-H. Wu, H.-H. Chen, Short: Shortest hop routing tree for wireless sensor networks, in: Proceedings of IEEE ICC-2006, 2006.
- [15] O. Younis, S. Fahmy, Heed: A hybrid, energy-efficient, distributed clustering approach for ad hoc sensor networks, IEEE Transactions on Mobile Computing, vol. 3(4), pp. 366–379, 2004.